

Quote Request Form - Timber Joinery Doors

How to order

Step 1. Complete this form and email back to our team. (Handy Tip ~ if you have a kitchen joiner or designer on board this will be an easy step for them to complete. If not, all we need is your preferences and door sizes to get the ball rolling.)

Step 2. Our team will email back your customised quote based on these specifications.

Step 3. We can arrange a call with you or your project manager to discuss how to proceed, your timeline and any other queries.

Tel 02 4322 2186

info@loughlinfurniture.com.au

loughlinfurniture.com.au

Customer _____

Joiner _____

Customer Contact _____

Joiner Contact _____

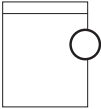
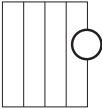
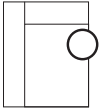
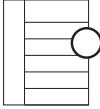
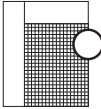
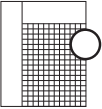
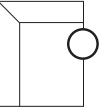


Customer Email _____

Joiner Email _____

Delivery Address _____

Joiner Order No./Ref: _____

Date Required: _____ LF INV# _____

<h3>1 – Door / Drawer Profile</h3> <div style="display: flex; flex-wrap: wrap; justify-content: space-around;"> <div style="text-align: center; margin: 5px;">  <p>Angourie 19mm thick</p> </div> <div style="text-align: center; margin: 5px;">  <p>Valley 19mm thick</p> </div> <div style="text-align: center; margin: 5px;">  <p>60 Shaker 20mm thick</p> </div> <div style="text-align: center; margin: 5px;">  <p>Keys 20mm thick</p> </div> <div style="text-align: center; margin: 5px;">  <p>Rattan Tight Weave 20mm thick</p> </div> <div style="text-align: center; margin: 5px;">  <p>Rattan Open Weave 20mm thick</p> </div> <div style="text-align: center; margin: 5px;">  <p>30 Shaker (mitred) 21mm thick</p> </div> </div> <p>Pricing guide (based on 600mm H x 450mm W door profile)</p> <p>Valley Profile: starting from \$193</p> <p>Angourie Profile: starting from \$206</p> <p>60mm Shaker + Rattan Profiles: starting from \$310</p> <p>30mm Shaker (mitred) + Keys Profiles: starting from \$352</p>	<h3>2 – Timber Selection</h3> <div style="display: flex; flex-wrap: wrap;"> <div style="width: 50%;"><input type="radio"/> American Oak Aged</div> <div style="width: 50%;"><input type="radio"/> American Oak Light</div> <div style="width: 50%;"><input type="radio"/> American Oak Natural</div> <div style="width: 50%;"><input type="radio"/> American Walnut</div> <div style="width: 50%;"><input type="radio"/> Spotted Gum</div> <div style="width: 50%;"><input type="radio"/> Blackbutt</div> <div style="width: 50%;"><input type="radio"/> Tasmanian Oak</div> <div style="width: 50%;"><input type="radio"/> Painted Colour _____</div> </div> <h3>3 – Door / Drawer Handle Profile</h3> <div style="display: flex; justify-content: space-around; align-items: center;"> <div style="text-align: center;">  <p>Square edge</p> </div> <div style="text-align: center;">  <p>Finger pull</p> </div> </div>
--	--

*Note: A DOOR/DRAWER has the profile/design. A PANEL/FILL /KICK FACE has no profile/design.

Line No	Door/Drawer/Drawer Bank Panel/Fill/Kick Face	Qty	Height (mm)	Width (mm)	Edges to be Finished/ Seen T, B, L, R or A for All	Description
1						
2						
3						
4						
5						
6						
7						
8						
9						
10						
11						
12						
13						
14						
15						